

# GM2000i spark plug no fire maintenance operation instructions

2022.6.24

# Tooling Instruction



Hand tools are also available:

1. Electric gun + cross gun head or cross screwdriver
2. Tweezers or other sharp tools





# 一、 Remove the exterior cover

- Disassembly




1. Use an electric gun or a Phillips screwdriver to remove the 4 screws and remove the exterior cover

## 二、 Check the plug connectors



### 三、 Check the ground wire box and bolt



**Thank you !**